



District Report Card: 2017


State: Bihar	District: Siwan
Class: 3	Subject: Language
Schools: 58	Students: 1180


Participation/Coverage


Students

<div>GENDER</div> <div></div>	Boys		Girls	
	Number	%	Number	%
	518	43.90	662	56.10

<div>AREA</div> <div></div>	Rural		Urban	
	Number	%	Number	%
	1064	90.17	116	9.83

<div>CATEGORY</div> <div></div>	SC		ST		OBC		GEN	
	Number	%	Number	%	Number	%	Number	%
	211	17.88	70	5.93	755	63.98	144	12.20

<div>CWSN</div> <div></div>	LD	VI	HI	S&LD	ID	Oth
	1	5	2	1	2	4

<div>Management</div> <div></div>	Government		Government-aided	
	Number	%	Number	%
	1180	100.00	0	0.00

Average Performance of Students in Language (%)

Overall	Gender		Area		Management		Social Group			
	Male	Female	Rural	Urban	Govt.	Aided	SC	ST	OBC	GEN
63.49	62.30	64.42	64.11	57.82	63.49	0.00	64.33	65.14	62.23	68.10

Performance on Learning Outcomes (LOs)

Learning Outcomes	Description	Average Performance(%)
L304	Reads small texts with comprehension i.e., identifies main ideas, details, sequence and draws conclusions	64.16
L312	Reads printed scripts on the classroom walls: poems, posters, charts etc.	62.15

Range of Performance of Students who Answered Correctly							
Below 30%		30% - 50%		50% - 75%		Above 75%	
Number	%	Number	%	Number	%	Number	%
152	12.88	182	15.42	402	34.07	444	37.63

Lowest Performing Learning Outcomes (LOs)

1 - Reads printed scripts on the classroom walls: poems, posters, charts etc. (62.15)

2 - Reads small texts with comprehension i.e., identifies main ideas, details, sequence and draws conclusions (64.16)